SG 4770

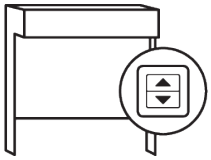

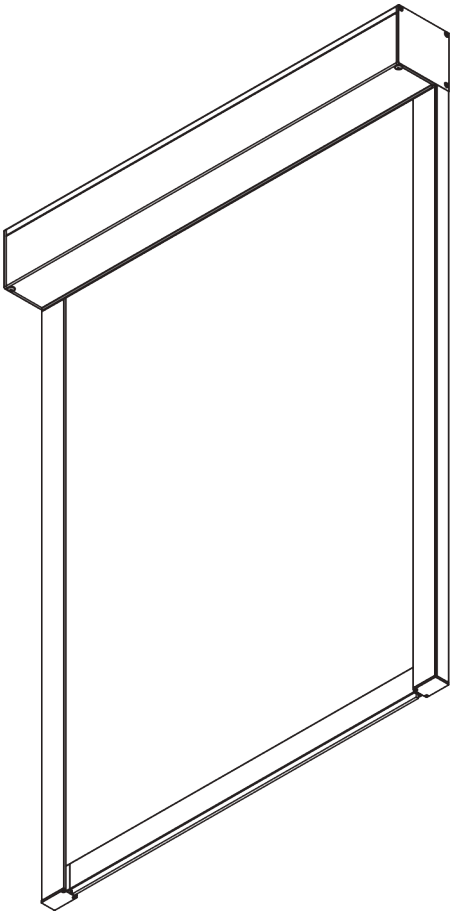

PRODUCT INFORMATION

- ***Operation:*** *motorised*
- ***Range:*** *M*
- ***Fitting:*** *ceiling, wall, recess*
- ***Colours:*** *white RAL 9016 or black RAL 9005, special colours possible*
- ***Fabrics:*** *refer to Silent Gliss fabric collection*

Features:

- *Zip technology*
- *Quiet and fast motors*
- *Soft stop*
- *Various control options*
- *40 mm side channel, pre-drilled fixing points*

07/2024/V1

SilentGliss

SYSTEM SPECIFICATIONS

A. SYSTEM DIMENSIONS

← max. →

2.2 m

→ min. ←

*65 cm**
**see motor specification table*

max.

2.4 m

m² max.

5.3 m²

kg max.

3.7 kg

B. PROFILE

Profile information

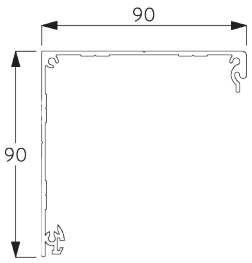

SG 10996
Box case 90 mm

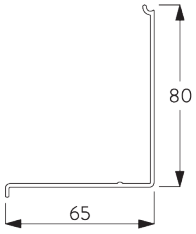

SG 10997
Box cover 90 mm

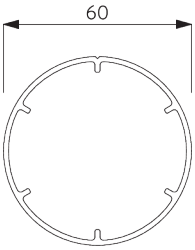

SG 11037
Tube ø 60 mm

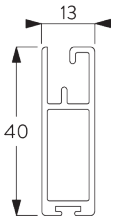

SG 10993
Bottom bar

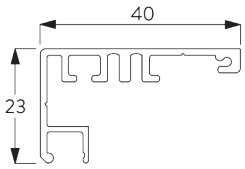

SG 11418
Side guide case

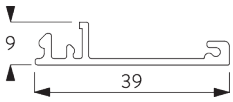

SG 11419
Side guide cover

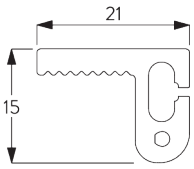

SG 11421
Zip profile

C. HOW TO MEASURE

Inside fitting

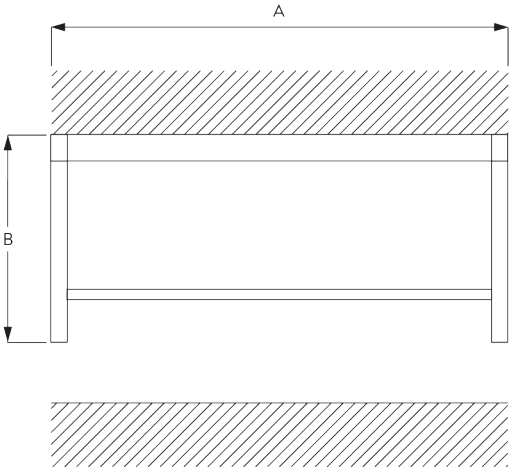

A: System width
B: System height

Face fitting

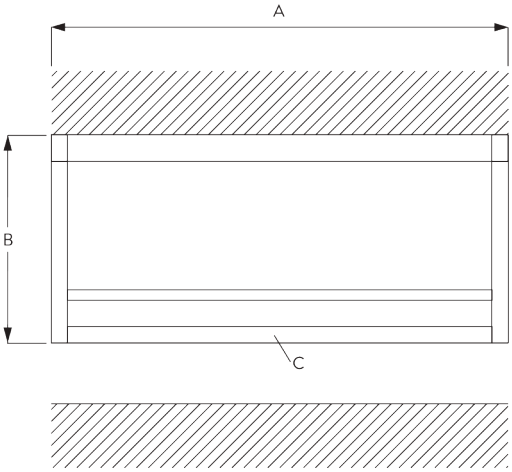

A: System width
B: System height
C: Optional: end profile (SG 11418 / SG 11419)

D. SPECIFICATION TEXT

Silent Gliss SG 4770 Electrically Operated Dim-Out Roller Blind System with SG Smart by Silent Gliss enabled motor. *For blinds up to 2.2m wide by 2.24m drop, max 5.3sq. m. Supplied complete and made to measure comprising aluminium headbox SG 10996-7 (90mm), side profiles SG 11418 / SG 11419 and bottom hem bar SG 10993 in white or black powder coat finish as standard. Fabric edges retained by two component zip profile SG 11421. Operation by compatible third-party home control system with full two-way communication. Powered by 24V DC supply (not supplied) or mains power. Only to be used in conjunction with associated 'Smart by Silent Gliss' Gateway and components. All wiring to be strictly in accordance with Silent Gliss wiring diagrams. Fabric to be chosen from the Silent Gliss fabric range, Price Group 1R / 2R / 3R.*

Silent Gliss SG 4770 Electrically Operated Dim-Out Roller Blind System with SG Series 40 motors. *For blinds up to 2.2m wide by 2.4m drop, max 5.3sq. m. Supplied complete and made to measure comprising aluminium headbox SG 10996-7 (90mm), side profiles SG 11418 / SG 11419 and bottom hem bar SG 10993 in white or black powder coat finish as standard. Fabric edges retained by two component zip profile SG 11421. Operation by dry contact switching either from fixed switch (not supplied) or third-party control system and/or SG Control L radio control system via integrated receiver. SG Control L components supplied at additional cost. All wiring to be strictly in accordance with Silent Gliss wiring diagrams. Fabric to be chosen from the Silent Gliss fabric range, Price Group 1R / 2R / 3R.*

Silent Gliss SG 4770 Electrically Operated Dim-Out Roller Blind System with SG Series 20 motors. *For blinds up to 2.2m wide by 2.4m drop, max 5.3sq. m. Supplied complete and made to measure comprising aluminium headbox SG 10996-7 (90mm), side profiles SG 11418 / SG 11419 and bottom hem bar SG 10993 in white or black powder coat finish as standard. Fabric edges retained by two component zip profile SG 11421. Operation by mains switch (not supplied) or mains switching by third party control system or SG Control R remote control system (wireless controls at extra cost). All wiring to be strictly in accordance with Silent Gliss wiring diagrams. Fabric to be chosen from the Silent Gliss fabric range, Price Group 1R / 2R / 3R.*

FITTING

A. FITTING INFORMATION

For detailed fitting information, visit the Silent Gliss website.

Inside fitting - fixing points

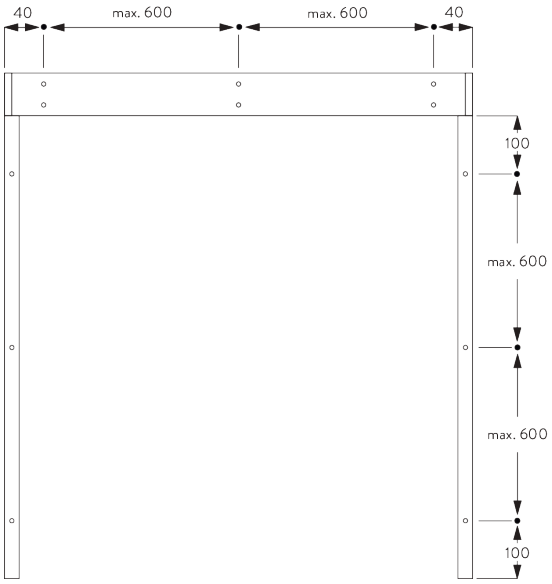

Face fitting - fixing points

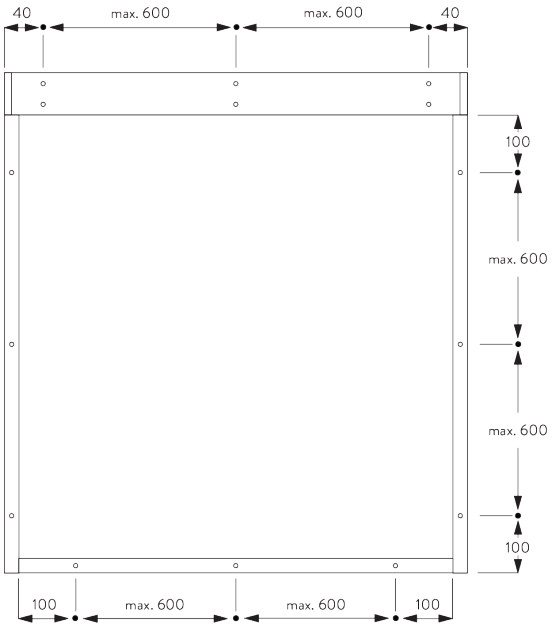

B. CEILING FITTING

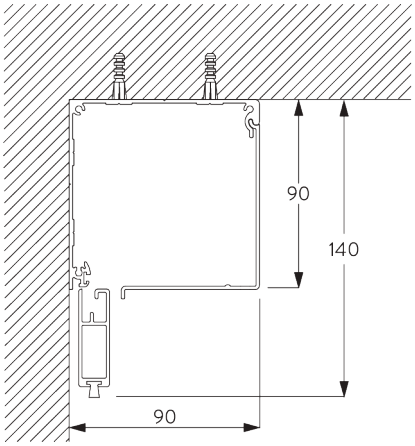

C. WALL FITTING

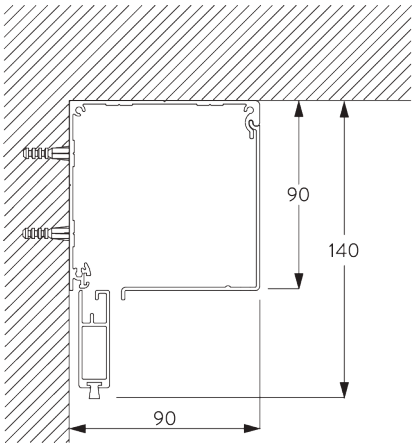

D. RECESS FITTING

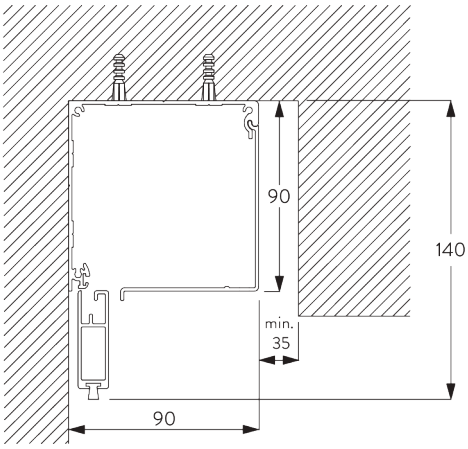

E. SIDE PROFILES
SG 11418 / SG 11419

Inside fitting

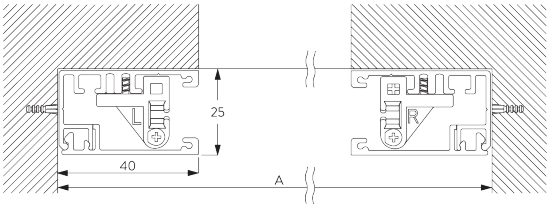

A: System width

Face fitting

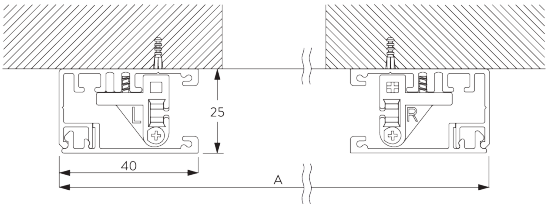

A: System width

MOTORS & CONTROLS

A. MOTOR FEATURES

Motors	50-Series	40-Series	20-Series
	SG 11251	SG 11241 SG 11244	SG 10422 SG 10522
Motor Features			
Soft stop	●	●	●
Electronic end-stop	●	●	●
Electronic revolution counter (unlimited revolution)	●	●	●
Mechanical end-stop			
Mechanical revolution counter (limited revolution)			
Two intermediate positions possible		●	
Bottom bar allignment	●	●	
Noiseless stop			●
Parallel wiring possible without additional relays		●	●
Disconnectable motor cable	●	●	●
IP class	IP 30	IP 30	IP 44
Control Features			
Mains power control			●
Dry contact control		●	
Dry contact and / or SG Control L control		●	
SG Control L (built-in receiver)		●	
SG Control R (external receiver required)			●
Smart by Silent Gliss	●		
Suitable for most major home automation systems (with suitable interface)		●	●

B. MOTOR SPECIFICATIONS

Motors	Min. system width	Voltage	Current	Frequency	Speed	Frequency receiver
50-Series (Smart by Silent Gliss)						
SG 11251	65 cm	24 V DC	1.5 A	n/a	32 rpm	n/a
40-Series						
SG 11241	87 cm	100-240 V AC	0.6 A	50-60 Hz	32 rpm	868 MHz
SG 11244	65 cm	24 V DC	1.5 A	n/a	32 rpm	868 MHz
20-Series						
SG 10422	65 cm	120 V AC	1.1 A	50 Hz	36 rpm	n/a
SG 10522 (standard)	65 cm	230 V AC	0.55 A	50 Hz	30 rpm	n/a

C. OPERATING METHODS

See catalogue "controls" for details.

Wall Switch

System can be operated by fixed wall switch.

SG Control L

Various radio hand-held and wall transmitters available.

Silent Gliss Move App.

SG Control R

Various radio hand-held and wall transmitters available. An external receiver is required.

Smart by Silent Gliss

Open designed two-way communication system which allows to flawlessly integrate products with most major building management systems.

D. WIRING DIAGRAMS

Refer to Silent Gliss website.

PARTS

A. STANDARD PARTS

SG 4226
Double tape 30 mm

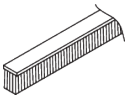

SG 4508
Brush 5x7 mm

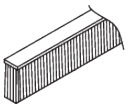

SG 4509
Brush 5x12 mm

SG 6791
Pan head screw 3.9x32

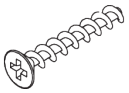

SG 6933
PT Countersunk screw KA25x16

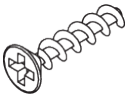

SG 6936
PT Countersunk screw KA22x10

SG 6942
Pan head screw KA30x8

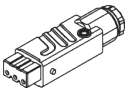

SG 9917
Hirschmann portable socket-outlet STAK 3 N

SG 10284
O-Ring

SG 10522
Motor 230V AC, 20-Series 3/30

SG 10668
PVC strip 10 mm

SG 10993
Bottom bar

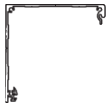

SG 10996
Box case 90 mm

SG 10997
Box cover 90 mm

SG 11006
End cover left 90 mm

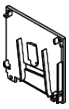

SG 11007
End cover right 90 mm

SG 11011
Clip

SG 11013
Clip

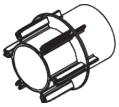

SG 11017
Tube adapter

SG 11019
Tube adapter

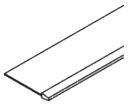

SG 11025
Zip

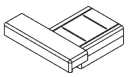

SG 11028
End cover left

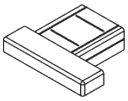

SG 11029
End cover right

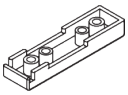

SG 11030
Cover

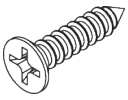

SG 11034
Countersunk head screw 3.5x16

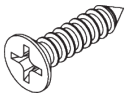

SG 11035
Countersunk head screw 2.2x9.5

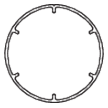

SG 11037
Tube ø 60 mm



SG 11059
Pan head screw with flange M4x12

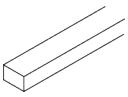

SG 11060
Foam tape adhesive

SG 11324
PT Screw Countersunk KA35x14

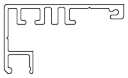

SG 11418
Side guide case

SG 11419
Side guide cover

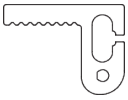

SG 11421
Zip profile

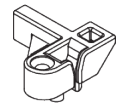

SG 11473
Zip guide left

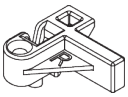

SG 11474
Zip guide right

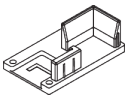

SG 11475
Side guide end cover left

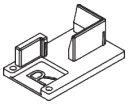

SG 11476
Side guide end cover right

B. OPTIONAL PARTS



SG 9916

Hirschmann plug set

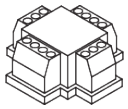

SG 9959

Central control unit relay

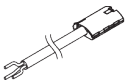

SG 10293

Cable 230V AC, 2/3/5/10 m

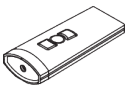

SG 10300

Radio hand held 1 channel

SG 10302

Radio hand held 5+1 channel

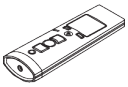

SG 10303

Radio hand held 10+2+1 channel

SG 10422

Tubular motor 120V AC, 20 Series 3/36, UL

SG 10804

Radio hand held 15+5+1 channel

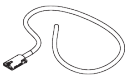

SG 10851

2 m cable UL certified incl. plug only for USA

SG 11241

Tubular motor 100-240V AC, 40-Series 3/32, radio receiver

SG 11244

Tubular motor 24V DC, 40 Series 3/32, radio receiver

SG 11251

Motor 24V DC, 50-Series 3/32

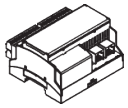

SG 11260

Gateway Cedia

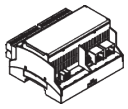

SG 11261

Gateway KNX

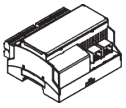

SG 11262

Expansion unit

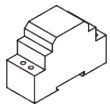

SG 11263

Power supply 24V DC, 2.5A DIN Rail

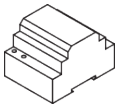

SG 11264

Power supply 24V DC, 3.8A DIN Rail

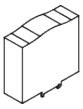

SG 11265

Power supply 24V DC, 5A DIN Rail

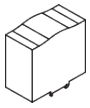

SG 11266

Power supply 24V DC, 10A DIN Rail



SG 11281

Cabinet for 8 systems

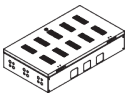

SG 11282

Cabinet for 24 systems

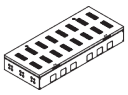

SG 11283

Cabinet for 56 systems

SG 11319

Plug 4-pin, MC 1.5/4-ST-3.81

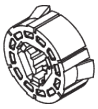

SG 11360

Motor drive 40/50-Series

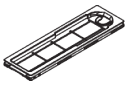

SG 11460

Cover for Hirschmann plug

SG 11480

Radio wall transmitter 1 channel

SG 11490

Radio wall transmitter 5+1 channel

SG 20336

Hand held transmitter 8 channel

SG 20913

Wall switch single channel

SG 20914

Wall switch 8 channel



SG 20917

Pattress box

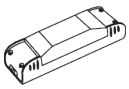

SG 20919

Control module motor type R